

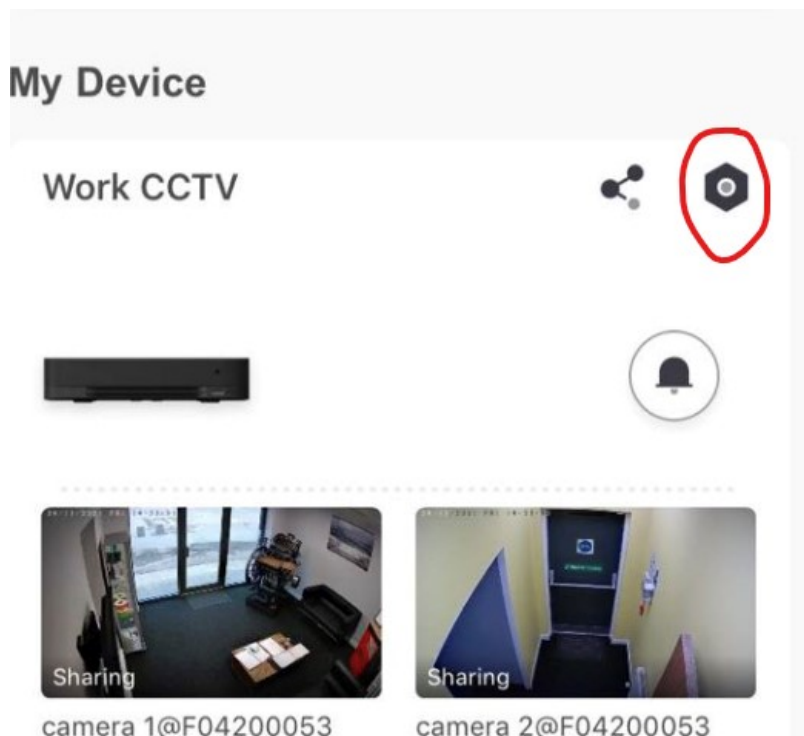
## Hik connect not displaying all connected camera's

If you install a Hikvision system with more camera channel's than the default 16 x views in hik connect.

You would need to enable the camera to display within hik connect.

You can also use this function to hide camera's that are required.


### 1. Select device and settings icon



### 2. camera 1@F04200053









### camera 2@F04200053

### 3. Select linked cameras

	Work CCTV DS-7616NI-K2/16P(F04200053)	>
Linked Camera		>
Notification		Enable >
Storage Status		>
Device Version		V4.32.110 build 211009 No new version available.

4.

5. Select the open - close icon to display the camera

	camera 9@F04200053		>
	camera 10@F04200053		>
Offline			
	camera 11@F04200053		>
Offline			
	camera 12@F04200053		>
Offline			

6.